

Телепроект «МОЯ ШКОЛА в online»

ГОТОВИМСЯ К ЕГЭ

# АНГЛИЙСКИЙ ЯЗЫК

11 класс

Урок № 16

Говорение.

Задание 3 (часть 2).

**Рязанцева Светлана Борисовна,**  
эксперт ЕГЭ, учитель английского языка  
МОУ Дмитровская гимназия Логос

# Что мы сегодня будем изучать?

Раздел «Говорение» Задание 3  
«Описание фотографии»

Продолжение

## Формулировка задания 3

Task 3. These are photos from your photo album. Choose one photo to describe to your friend.

You will have to start speaking in 1.5 minutes and will speak for not more than 2 minutes (12–15 sentences). In your talk remember to speak about:

- where and when the photo was taken;
- what/who is in the photo;
- what is happening;
- why you keep the photo in your album;
- why you decided to show the picture to your friend.

You have to talk continuously, starting with: “I’ve chosen photo number ...”

## 4. Why you keep the photo in your album

**Цель** – показать значимость фотографии, её уникальность, её ценность для вас. Почему вам хочется на неё смотреть? Какие воспоминания она пробуждает? Какие эмоции? Почему выбрали именно её из всех остальных, чтобы добавить в свой альбом?

## 4. Why you keep the photo in your album

I keep this photo in my album because...

1. ...it was one of the best moments of my trip and it makes me smile when I look at it.
2. ... I made a lot of new friends during this school trip, so it's encouraging and inspirational.
3. .... I'm sure it's beautiful and it's got a message. It makes other people think about the problems of the environment.
4. ... my grandmother likes it and she's always happy when I tell her a story behind it.
5. ... my sibling has grown up and it's interesting to see how she has changed.

## 4. Why you keep the photo in your album

I keep this photo in my album because...

6. ...it reflects the atmosphere of the day and shows our anticipation of the journey.
7. ... it is filled with positive emotions and cheers me up if something goes wrong.
8. ... it reminds me that even the most beautiful things/the most devastating moments don't last forever.
9. ...it reminds me that you should work really hard to achieve a goal. It's rewarding.
10. ...it makes us remember that our nearest and dearest depend on us and we should take care of them.

# Практикум

**I keep this photo in my album because I made a lot of new friends during this school trip, so it's encouraging and inspirational. We all enjoyed it very much!**



**I keep this photo in my album because it is filled with positive emotions and cheers me up if something goes wrong.**



# Практикум. Другие варианты

**I keep this photo in my album because it's been 5 years since our trip, but we're still friends and always ready to give a hand.**




**I keep this photo in my album because it was a turning point in my life and I've taken up a lot of extreme sports since then. This journey made me self-confident.**






Your turn!



Your turn!

**I keep this photo in my album because I'm sure it's beautiful and it's got a message. It makes other people think about different ways of spending our free time.**

**I keep this photo in my album because it reminds me that you should work really hard to achieve a goal. It's rewarding. My sister learnt to sew and overcame her shyness.**



Your turn!





**Your turn!**

**I keep this photo in my album because my sibling has grown up and it's interesting to see how she has changed. She is a better student now, too!**

**I keep this photo in my album because it reminds me that our nearest and dearest depend on us and we should take care of them. I sometimes help my sister with her homework and it makes me proud!**



## Формулировка задания 3

Task 3. These are photos from your photo album. Choose one photo to describe to your friend.

You will have to start speaking in 1.5 minutes and will speak for not more than 2 minutes (12–15 sentences). In your talk remember to speak about:

- where and when the photo was taken;
- what/who is in the photo;
- what is happening;
- why you keep the photo in your album;
- why you decided to show the picture to your friend.

You have to talk continuously, starting with: “I’ve chosen photo number ...”

## 5. Why you decided to show this picture to your friend

- **Цель** – показать значимость фотографии, не только для вас, но и для вашего друга. Что может заинтересовать его/её? Как вдохновить, увлечь? **А может быть вам нужен совет вашего друга, его мнение или помощь?**

## 5. Why you decided to show the picture to your friend

I decided to show this picture to you because...


1. ...I know that you're going to London soon. This is the place not to be missed!
2. ...I know that you don't get on well with your siblings. You should definitely change your attitude!
3. ...you could join our team/company next time we are participating in a similar event.
4. ...I want to persuade you that winter sports are as entertaining as summer ones.
5. ...I think you shouldn't concentrate on your failures and start thinking positively.

## 5. Why you decided to show the picture to your friend

I decided to show this picture to you because...

6. ...it might be useful for your project on (environment/ winter sports/ family relationship/ travelling..).
7. ...my sister and you share the same interest in cosplaying/singing/cooking/photography and you could take part in some festivals of that kind together.
8. ...because you're thinking about adopting a pet from the shelter. Don't hesitate, it's so rewarding!





I **decided to show** this picture to you because my sister and you share the same interest in cosplaying and you could take part in some festivals of that kind together.

I **decided to show** this picture to you because I think you could join our team next time we are participating in a similar event.



Your turn!



Your turn!

**I want to show this picture to you** because I know that you don't get on well with your siblings. You should definitely change your attitude!



**I decided to show this picture to you** because it might be useful for your project on family relationship. Good luck with the project!

Your turn!





Your turn!

**I want to show this picture to you because you're thinking about adopting a pet from the shelter. Don't hesitate, it's so rewarding!**



**I decided to show this picture to you because you're thinking about adopting a pet from the shelter. Think twice, because it takes time and money. Are you ready?**

Соединяем 4 +5

I **keep this** photo in my album because it reminds me that you should work really hard to achieve a goal. It's rewarding. My sister learnt to sew and overcame her shyness.

I **decided to show** this picture to you because my sister and you share the same interest in cosplaying and you could take part in some festivals of that kind together.



Соединяем 4 +5

**I keep this photo** in my album because it reminds me that our nearest and dearest depend on us and we should take care of them. I sometimes help my sister with her homework and it makes me proud!



**I decided to show** this picture to you because I know that you don't get on well with your siblings. You should definitely change your attitude!

## Дополнительная схема оценивания

1. Решение коммуникативной задачи

Аспект 1. Ответ на вопрос, где и когда было сделано фото, дан.

Аспект 2. Ответ на вопрос, кто/что изображен(о) на фото, дан.

Аспект 3. Ответ на вопрос, что происходит на фото, дан.

Аспект 4. Ответ на вопрос, почему автор хранит это фото в своём альбоме, дан.

Аспект 5. Ответ на вопрос, почему автор решил показать это фото другу, дан.

ИТОГОВЫЙ БАЛЛ (максимальный балл – 3)

2. Организация текста

Наличие вступления **и заключения**, завершённость высказывания.

Логичность и использование средств логической связи.

ИТОГОВЫЙ БАЛЛ (максимальный балл – 2)

3. Языковое оформление

(максимальный балл – 2)



# Заключение

**Короткая фраза, которая показывает, что вы закончили говорить и сказали всё, что хотели.**

- 1. That's all I wanted to say.**
- 2. That's all for now. I hope, you liked my picture.**
- 3. I guess, that's all I can tell you about this photo.**


# Пример полного ответа



I want to show you some pictures from my album.  
Here is one of them. Look at it!

- 1. I took this picture last summer, in July near the beautiful ancient town of Kalyazin. We took a canoeing trip and travelled down the river.**
  - 2. In this photo you can see my classmates, a girl, Anna, and a boy, Michael. They are teenagers and they are very sporty. They are wearing light summer clothes, T-shirts and shorts, because it is boiling hot here. They have also got their life jackets on because they follow safety instructions. You can see scarves around their heads. It's because they've left their hats at home.**
  - 3. They are sitting in a canoe and they are holding oars in their hands. They are rowing their boat. The sun is shining, the light breeze is blowing, the waves are splashing against the boat. It's an awesome day and they are enjoying the moment. At the same time I suspect they might be quite tired and they are dreaming about good lunch. I'm the one who is taking a shot so you can't see me .**
  - 4. I keep this photo in my album because it was a turning point in my life and I've taken up a lot of extreme sports since then. This journey made me self-confident.**
  - 5. I decided to show this picture to you because I think you could join our team next time we are participating in a similar event.**
- That's all I wanted to say.**

# Пример полного ответа





**I'd like to show you one of my favourite pictures. Have a look!**

**1. I took this picture last September, in Moscow. We were attending a very popular festival, Comic Con.**

**2. You can see my elder sister here. She is a young beautiful woman. She is in her early twenties, she is slim and tall. Look at her shoulder-length red wavy hair! She is very proud of it. She is wearing a marvelous long green dress which is decorated with artificial green leaves.**

**3. As you can see my elder sister is standing opposite a group of young people who are wearing weird costumes. She is holding a camera in her hands because she is taking a picture of her friends. They are posing for the camera and smiling happily. They are all enjoying the moment.**

**4. I keep this photo in my album because it reminds me that you should work really hard to achieve a goal. It's rewarding. My sister learnt to sew and overcame her shyness.**

**5. I decided to show this picture to you because my sister and you share the same interest in cosplaying and you could take part in some festivals of that kind together.**

**I guess, that's all I can tell you about this photo.**

Your turn!



# Some tips

## 1. **Where? When?**

Inside. School. September-May

## 2. **Who/what?**

Boy, younger brother, fair hair, school uniform, shy, bookcase, desks

## 3. **What is happening?**

Standing, holding, feeling, posing, friend telling, going to..

## 4. **Why keep in an album?**

Story of success, positive emotions

## 5. **Why to show to your friend?**

Warm relationship, change your attitude, need our help



# Your turn!



Image by SplitShire from Pixabay



# Some tips

**1. Where? When?**

**2. Who/what?**

**3. What is happening?**

**4. Why keep in your album?**

**5. Why to show to a friend?**



Полезные фразы  
для описания фотографии

**In the picture, in the background  
(foreground), to the left/right of, on  
the left/right, in the centre, in the  
middle, in front of, behind, above,  
to take a picture (shot, photo,  
photograph)**

## Полезные идеи для подготовки

1. Внимательно **читайте задания.**
2. **Описывайте** свои собственные фотографии.
3. **Тренируйтесь на время**, ставьте секундомер.
4. **Тренируйтесь в выполнении отдельных пунктов плана.** Например, выполнить только пункт № 2 пять-шесть раз.
5. **Работайте с открытым банком заданий.**

# Примерное распределение времени на ответ

**Всего – 120 секунд**

**1. Вопрос 1**

**2. Вопрос 2**

**3. Вопрос 3**

80-90 секунд

**1. Вопрос 4**

**2. Вопрос 5**

40-30 секунд

# Источники информации

- **Федеральный институт педагогических измерений  
Демоверсия, Кодификатор, Спецификация <https://fipi.ru/>**
- **Федеральный институт педагогических измерений  
Открытый Банк Заданий <https://fipi.ru/>**
- **Материалы сайта «Просвещение», вебинары  
<https://prosv.ru/subject/english.html>**
- **В Эванс, Д. Дули, К. Баранова. Р. Мильруд Учебник  
английского языка для общеобразовательных  
организаций «Звёздный английский 10 класс», Москва,  
«Просвещение» 2019г.**
- **В Эванс, Д. Дули, К. Баранова. Р. Мильруд Учебник  
английского языка для общеобразовательных  
организаций «Звёздный английский 11 класс», Москва,  
«Просвещение» 2019г.**